



DATA SHEET DL- 445-1000-1

1000mW CW output @ ~ 1200mA Operating Current

Popular 5.6mm can

Case Isolated pin- out

New Laser Diode removed from new equipment

Packaged for sale in Faraday Cage Anti- Static bag.

We sell a variety of accessories: drivers, lenses, housings.


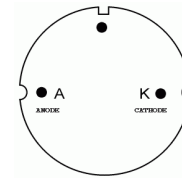
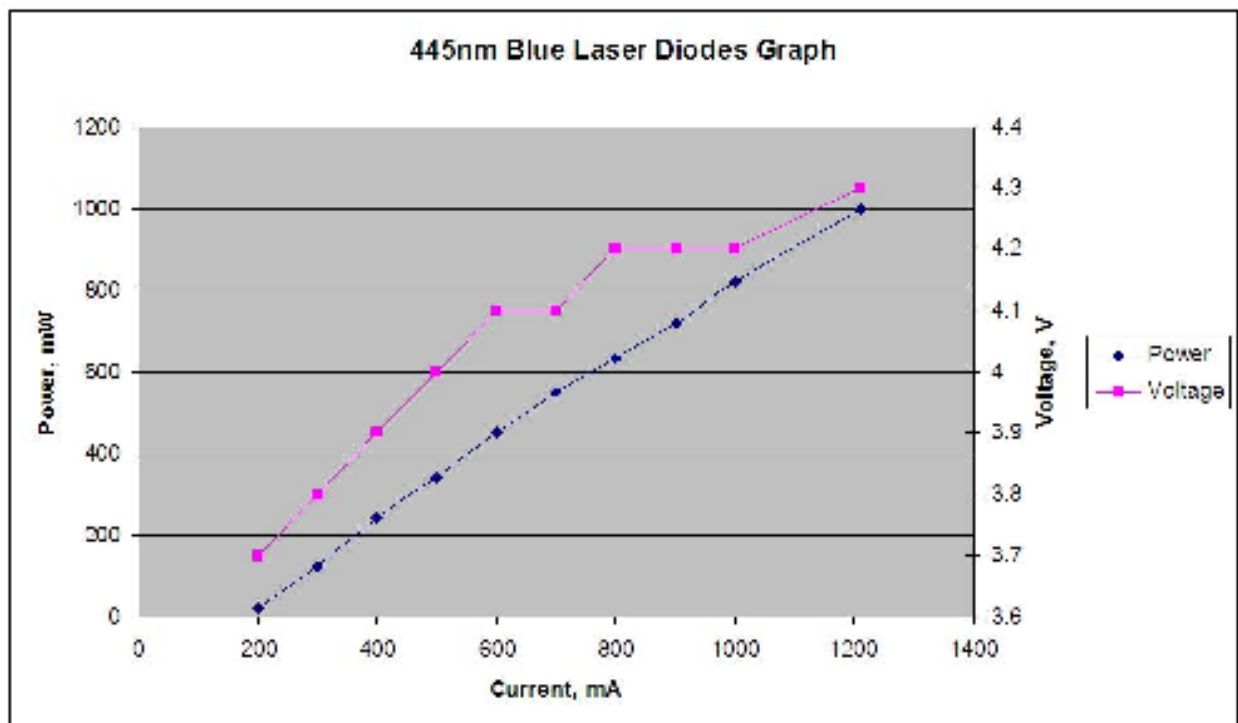


Photo of diode showing flex- PCB



Isolated Pin- Out, Rear View: Anode left; Cathode right



Data shown is standard operation. Some customers run the diode at > 1500mW~ 2000mW, accepting lower lifetimes.